

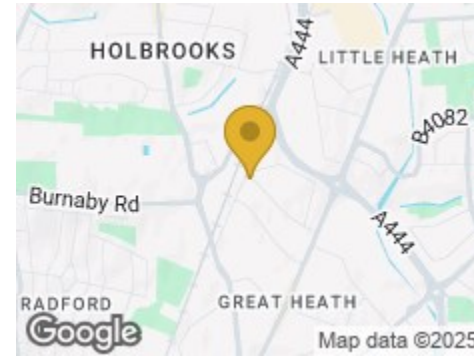
Road Map



Hybrid Map



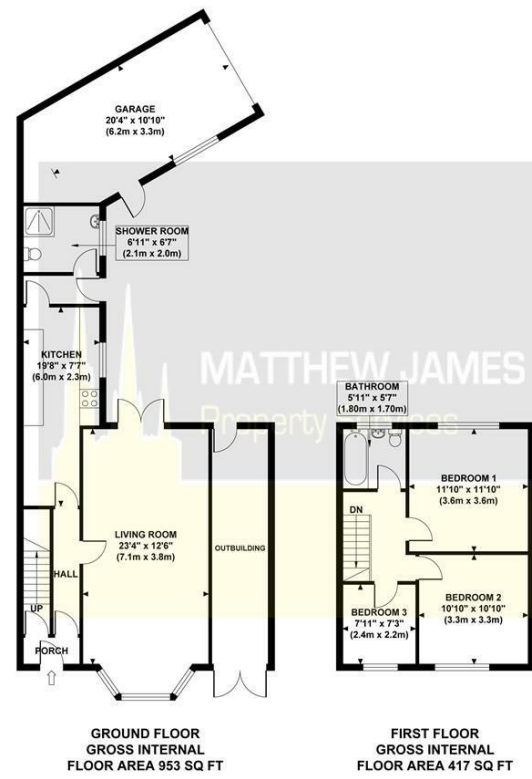
Terrain Map



MATTHEW JAMES
Property Services

Floor Plan

CHURCHILL AVENUE
Approximate Gross Internal Area 1370 sq ft / 127.3 sq m



Although every attempt has been made to ensure accuracy, all measurements are approximate and no responsibility is taken for any error, omission, or mid-statement. This floor plan is for illustrative purposes only and not to scale. Measured in accordance to RICS standards.



156 Churchill Avenue

Foleshill, Coventry CV6 5JG

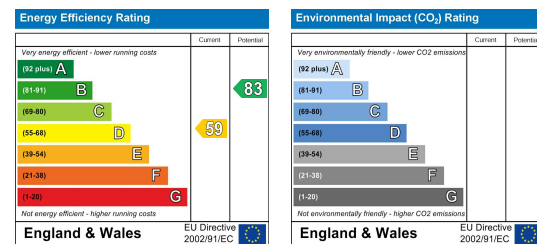
£220,000



Viewing

Please contact us on 02477 170170 if you wish to arrange a viewing appointment for this property or require further information.

Energy Efficiency Graph



These particulars, whilst believed to be accurate are set out as a general outline only for guidance and do not constitute any part of an offer or contract. Intending purchasers should not rely on them as statements of representation of fact, but must satisfy themselves by inspection or otherwise as to their accuracy. No person in this firm's employment has the authority to make or give any representation or warranty in respect of the property.



CONTACT INFORMATION

24a Warwick Row, Coventry CV1 1EY

02477 170170

info@matthewjames.uk.com

www.matthewjames.uk.com

Facebook

Twitter

156 Churchill Avenue

Foleshill, Coventry CV6 5JG

£220,000



Approach

Lounge/Dining
23'5 x 12'4

Kitchen
19'9 x 7'8

Ground Floor Shower Room
6'10 x 6'2

Hallway Landing

Bedroom One
11'9 x 11'9

Bedroom Two
10'9 x 10'9

Bedroom Three
7'10 x 7'2

Rear Garden

Garage
20'4 x 10'9

Family Bathroom
5'10 x 5'6

